

INSTALLATION AND OPERATION INSTRUCTIONS



IMPORTANT

Installation of the luminaire should be carried out by a duly authorised person.

SAFETY INSTRUCTIONS

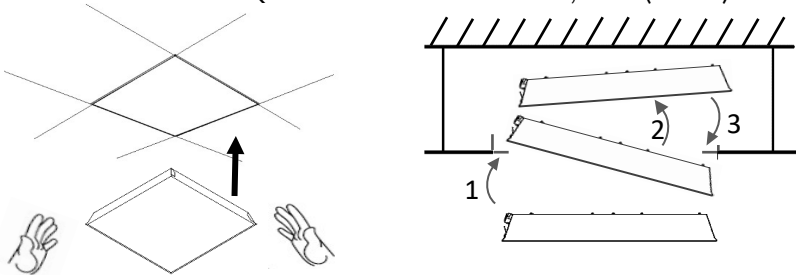
Before proceeding to any work on the luminaire, always switch off the supply voltage first!

INTENDED USE:

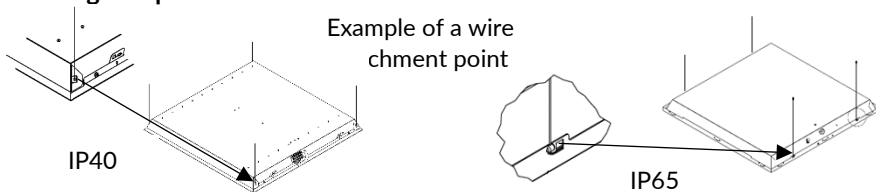
QUATTRO 2.0 SLIM luminaires are designed to illuminate the place of work, office rooms, conference halls and corridors. Depending on the version selected they can be installed in coffered ceilings, flush or surface mounted.

LUMINAIRE INSTALLATION PROCEDURE:

QUATTRO 2.0 SLIM K IP40, IP65 (coffer)

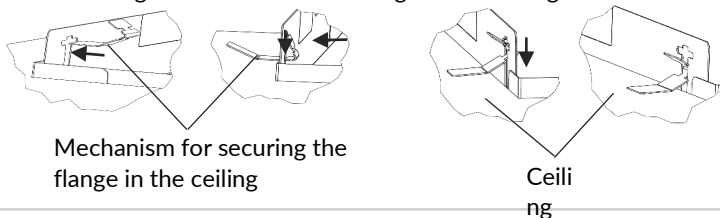


When installing luminaires in a coffered ceiling, always make sure to check the load bearing capacity of the ceiling and the weight of the luminaires to be installed. To relieve the strain on the ceiling, it is recommended to fix the QUATTRO 2.0 SLIM luminaires on 2 to 4 wires (not included) to a solid ceiling or a permanent construction.



Installation details for flush-mounted and surface-mounted versions

Figure 1 Securing the flush-mounted flange in the ceiling



Mechanism for securing the flange in the ceiling

Ceiling

Figure 2 Securing the base luminaire in a frame before installing in a flush-mounted flange or a surface-mounted housing.

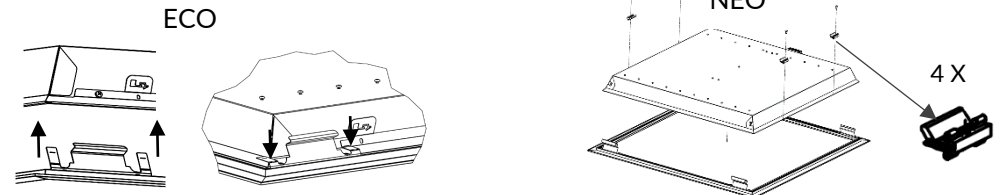



Figure 3 Fixing the mandatory safety wire for surface-mounted versions



QUATTRO 2.0 SLIM IP40, IP65 - PT (flush-mounted)

ECO flush-mounted option

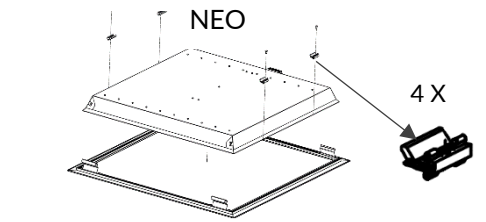
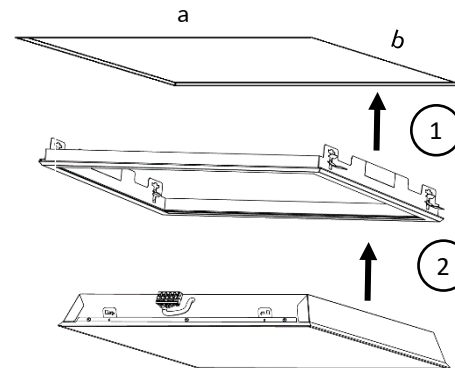
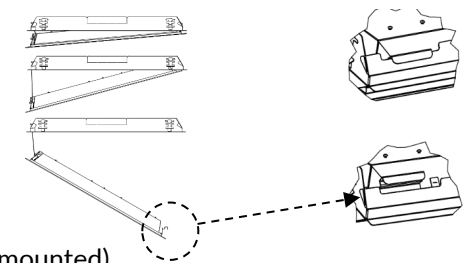
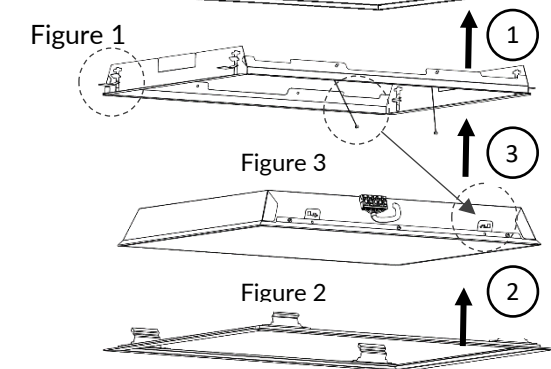


Figure 4 Mounting of luminaire in a flush-mounted flange or a surface-mounted housing



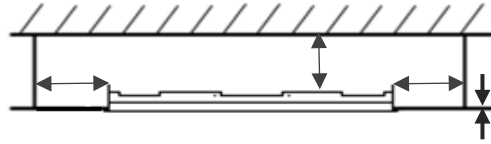
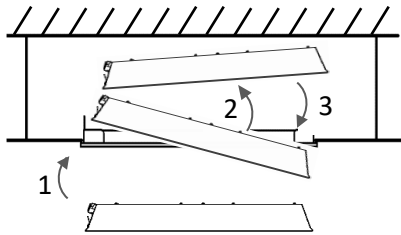
NEO flush-mounted option

330 mm lub 630 mm 630 mm lub 1230 mm



MODEL ECO PT	The dimensions of the opening a x b	MODEL ECO PT (German version)	The dimensions of the opening a x b
60x30	615 x 315	62x32	640 x 340
60x60	615 x 615	62x62	640 x 640
120x30	1215 x 315	122x32	1240 x 340
120x60	1215 x 615	122x62	1240 x 640

IP40 LUMINAIRE:

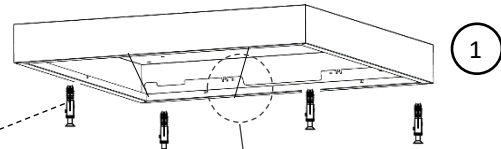
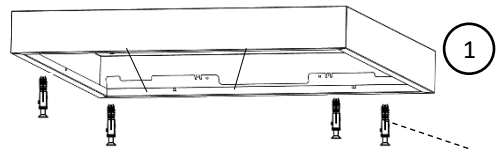


i Minimum distance from luminaire elements of 100 mm is recommended
Ceiling thickness Max. - 24 mm

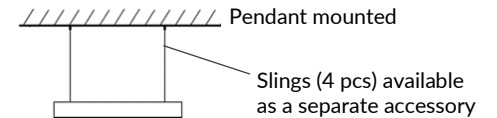
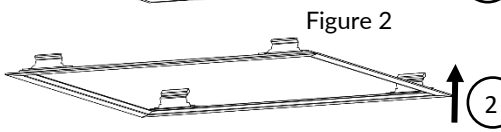
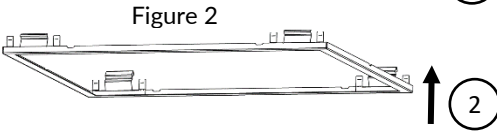
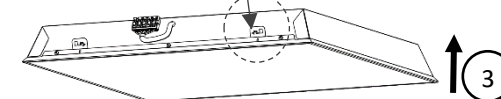
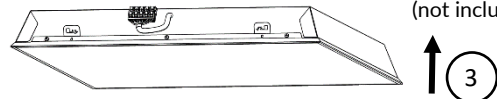
QUATTRO 2.0 SLIM IP40, IP65 - NT (surface-mounted, pendant)

ECO surface-mounted option


NEO surface-mounted option



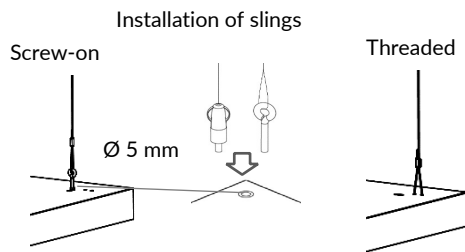
Ø 6 mm rawlplugs (not included)



Pendant mounted
Slings (4 pcs) available as a separate accessory



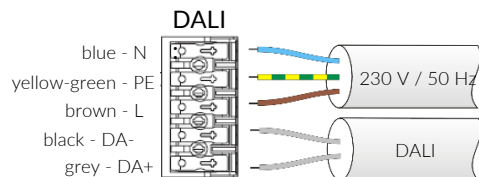
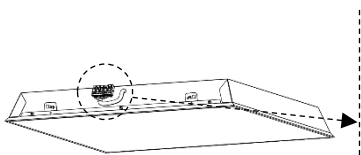
Surface-mounted



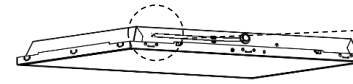
Screw-on Threaded
Ø 5 mm

CONNECTION DIAGRAMS:

When installing, pay attention to the factory markings on the luminaire and wire colours.



IP65 LUMINAIRE:

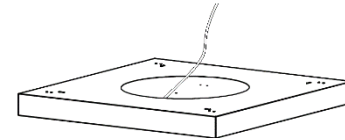


DALI:

- brown - L
- yellow-green - PE
- blue - N
- black - DA-
- grey - DA+



Inserting the power cord to surface-mounted luminaires



MAINTENANCE:

To ensure optimum luminous flux, carry out routine maintenance of the protective lampshade. Use cleaning agents for this purpose. Do not clean with pressurised water. Do not use caustic agents or solvents. Use a soft cloth to wipe the luminaire dry.

PRODUCT GUARANTEE:

1. The following product of MILOO-ELECTRONICS Sp. z o. o. was designed and manufactured as per the applicable standards. To ensure proper functioning and user safety, the product is subject to quality control procedures during the production process. MILOO-ELECTRONICS Sp. z o. o. grants a guarantee of proper quality and functioning of the luminaire.
2. The guarantee does not include liability for consequential damage caused to third party property.
3. The guarantee service involves repair or replacement of defective parts at manufacturer's discretion.
4. The guarantee will not cover damage to parts subject to wear and tear, damage and malfunctions caused by improper operation or maintenance.
5. During the guarantee period, the manufacturer will correct any deficiencies caused by defects in material or workmanship.
6. The guarantee is valid only if the luminaire (complete rather than disassembled into parts), a brief description of the defect, receipt, bill of sale (with the date of purchase and stamp of the store) or a copy of the purchase invoice is sent or delivered to MILOO-ELECTRONICS Sp. z o. o. location.

For general guarantee terms and conditions visit:
<https://www.emiloo.pl/en/files>

REPAIR SERVICE:

In case of defects subject to guarantee, please send or deliver the product to the address of our company. Any repairs of defects outside the scope of product guarantee as well as post-guarantee repairs are carried out by our in-house service team. Please send or deliver the luminaire to the manufacturer's address for visual inspection and cost estimate.

The light source used in this luminaire should only be replaced by the manufacturer or its service representative, or a similarly qualified person.

Given the constant product development we reserve the right to introduce design changes in luminaires and update luminaire parameters.

Revision date: 15.09.2021

